



# 2003 Results Book

*Raising funds for the NSW Rural  
Fire Service Blue Mountains District  
since 1984*





# Six Foot Track Marathon 2003

GPO Box 2473  
Sydney  
NSW 2001  
AUSTRALIA  
[www.sixfoot.com](http://www.sixfoot.com)

Fellow Six Foot Tracker,

## **Welcome to the results booklet for 2003 !**

Once again, we had a record number of entrants, starters, finishers and of course a record number of you finishing within the time limit (535 under 7 hours 00 mins 00 secs). We only had about 4% of runners fail to complete the course, so feel fairly pleased that most runners were well trained for the particular challenges the course has to offer. Luckily precious few of the fail to finishes resulted in any serious medical issues, and most of the withdrawals resulted from scratches and bruises, to the ego as much as to the body !


Most runners we have received feedback from appeared to enjoy the event, which in many cases was just the highlight to a weekend staying at Jenolan Caves House, which was **fully** booked by the runners. The weekend was aided in no small way by excellent weather conditions, as the race is often lucky enough to enjoy. Certainly the weather was great for family and friends gathered at the finish line to watch their loved ones return "home".

On race day I handed over a cheque to the NSW Rural Fire Service Blue Mountains District for \$22,000 as proceeds from the event which was a great pleasure. Due to the very generous donations received from the runners entries, we were also able to pass almost \$4,000 to the Six Foot Track Heritage Trust to assist in trail maintenance and the provision of facilities for hikers (and runners!) along the Six Foot Track.

**Please find within this booklet the final and full race results for this year, some statistics on ages and finish times, and some other information about the race.**

Runner reports and some photos from this year's event are already posted to our website [www.sixfoot.com](http://www.sixfoot.com) - feel free to look at these and all previous year's results and add your comments about the event, or read those from other runners. The July 2003 issue of Runners World (Australia/NZ edition) had a great article and photo spread on P60/61 written by our friends at [Marathon-photos.com](http://Marathon-photos.com)

Finally, myself and the rest of the race committee hope that you can join us again on **Saturday 13th March 2004** for the 21<sup>st</sup> annual Six Foot Track Marathon. We will send entries out to all previous runners when they become available towards the end of November, so have a rest until then ...



Kevin Tiller  
Race Director

**As always – we appreciate and listen to your feedback – please use the address or website as above.**



# Thank God For The Rural Fire Service

2003 saw an especially bad bushfire summer season, not just in the Blue Mountains, but all over the Sydney Region and all over many hundreds or thousands of kilometres in NSW and Victoria and of course even the nation's capital Canberra.

For runners to be able to spend the day running in such fantastic scenery as the Six Foot Track Marathon affords is a rare treat, but to be so well looked after by the same firemen and women that had just days or weeks before been risking their lives is very special. Not just the help from the food and drink they handed out, but the encouragement given – they made the runners feel like Kings and Queens and many runners have told us that they would never have made the finish line without such great encouragement.

**A big “thank you” to all the brigades that helped out at the event this year, from ALL the runners!**

Of course, this race just would not be able to be staged without the behind-the-scenes assistance that the RFS have always provided, and in turn all proceeds from the race are handed over to the brigades to assist in the purchase of equipment for the Blue Mountains crews.

Approx **\$22,000** was raised this year, and this money comes from a portion of each runners' entry fee, donations and from the sale of T-shirts and other merchandise. The race committee is very happy with this amount, as once again after the bushfire season there are a lot of costs for the local brigades to re-stock and re-equip.



*Cox's River Aid Station crew, 2003*

Photo by [www.marathon-photos.com](http://www.marathon-photos.com)

# With Lots Of Help From Our Friends


The Six Foot Track Marathon keeps growing in size every year due to its popularity with runners everywhere, and with that growth, the logistics and costs in staging the event to high standard of care & safety for runners have also escalated.

This year, we received help from the following – for which they each deserve some special recognition. Please help support them wherever you can :



*This event is proud to be supported by the NSW Rural Fire Service who provide all many staff and administrative and logistical help – before, during and after the event*

<http://www.bluemountains.rfs.nsw.gov.au/>



*Many thanks to Jenolan Caves Resort for donating holiday packages to race winners and for use of the hotel throughout the race weekend*

<http://www.jenolancaves.com/>



<http://www.marathon-photos.com/>

*Many thanks to Marathon-Photos.Com – official photographers on the day – all the way from New Zealand !*



*High5 provided a massive supply of drinks, gels and bars before, during and after the event – great tasting too !*

[http://www.users.bigpond.net.au/fastgear/high\\_five.htm](http://www.users.bigpond.net.au/fastgear/high_five.htm)



<http://www.championchip.com/>

*ChampionChip provided a superb service with prompt results which helped the awards giving on the day.*



<http://www.sydneystriders.org.au/>

*Many thanks to the Sydney Striders for providing The Mob Run perpetual trophy – a great running club that enters many runners every year.*



<http://www.funrun.com.au/>

*Many thanks to The Right Track who once again provided valuable help & assistance at the start & finish line processing*



<http://www.ausrun.com.au/>

# Final Results 2003

Overall Place	Firstname	Surname	Gun Time	Net Time	Category	Category Place	Place in Sex	Bib Number
1	Paul	Arthur	3:32:05	3:32:03.1	M3039	1	1	1
2	Trevor	Jacobs	3:42:27	3:42:24.6	M5059	1	2	96
3	Jonathan	Blake	3:43:37	3:43:33.0	M3039	2	3	10
4	Tom	Gleeson	3:49:00	3:48:58.5	M3039	3	4	14
5	Jonathan	Worswick	3:50:56	3:50:46.3	M3039	4	5	5
6	Adam	Jordon	3:52:43	3:52:35.0	M2029	1	6	2
7	Damian	Tancred	4:02:30	4:02:26.5	M2029	2	7	4
8	Stephen	Sayers	4:02:31	4:02:23.1	M3039	5	8	12
9	Craig	Henderson	4:06:44	4:06:34.0	M3039	6	9	95
10	Mark	Cutcliffe	4:07:11	4:07:00.9	M3039	7	10	38
11	David	Turner	4:07:57	4:07:41.9	M3039	8	11	6
12	Kieron	Thompson	4:08:07	4:07:58.0	M3039	9	12	9
13	Michael	Taylor	4:13:06	4:12:55.3	M3039	10	13	691
14	Eric	Blum	4:13:34	4:13:23.1	M4049	1	14	639
15	Rowil	Ponta	4:13:47	4:13:38.7	M3039	11	15	703
16	Peter	Fitzpatrick	4:13:48	4:13:36.9	M5059	2	16	13
17	Jim	Villiers	4:14:32	4:14:23.1	M3039	12	17	25
18	William	Landers	4:14:32	4:14:25.9	M3039	13	18	41
19	Martin	Fryer	4:15:00	4:14:49.8	M4049	2	19	16
20	Dean	Hodgson	4:15:28	4:15:17.0	M3039	14	20	43
21	Peter	Le Busque	4:17:07	4:16:55.4	M4049	3	21	17
22	Stephen	Cunningham	4:17:37	4:17:23.3	M3039	15	22	3
23	Martin	Matthews	4:18:17	4:18:08.7	M2029	3	23	361
24	Michael	Corlis	4:18:51	4:18:36.9	M4049	4	24	58
25	John	Thornell	4:20:10	4:19:54.4	M3039	16	25	710
26	Joel	Mackay	4:22:15	4:22:02.4	M3039	17	26	232
27	Richard	Green	4:22:50	4:22:36.1	M2029	4	27	533
28	David	Vlotman	4:23:00	4:22:47.8	M3039	18	28	61
29	Dawn	Tiller	4:23:23	4:23:13.0	F3039	1	1	34
30	Ronald	Stolk	4:25:24	4:25:06.0	M3039	19	29	321
31	Greg	Donovan	4:25:50	4:25:38.4	M4049	5	30	8
32	Paul	Pacque	4:26:04	4:25:53.2	M4049	6	31	630
33	Brett	Currie	4:26:09	4:25:57.4	M2029	5	32	24
34	Andrew	Lee	4:26:28	4:26:15.9	M3039	20	33	67
35	Mark	Tucker	4:27:08	4:26:55.0	M3039	21	34	26
36	Kelvin	Marshall	4:27:11	4:26:58.6	M3039	22	35	20
37	Andrew	Taylor	4:27:14	4:27:05.2	M4049	7	36	532
38	Robert	Scoines	4:27:52	4:27:41.0	M4049	8	37	66
39	Adrian	Pearce	4:28:59	4:28:47.8	M3039	23	38	519
40	Corallea	Edwards	4:29:33	4:29:18.0	F4049	1	2	568
41	Michael	Gallagher	4:31:09	4:30:59.5	M2029	6	39	677
42	Marcus	White	4:32:01	4:31:44.6	M2029	7	40	324
43	Mark	Ashcroft	4:32:12	4:31:59.9	M3039	24	41	47
44	Tim	Lindop	4:32:19	4:32:07.2	M3039	25	42	294
45	Andrew	Johnson	4:33:01	4:32:47.7	M3039	26	43	97
46	Lance	White	4:33:34	4:33:19.9	M3039	27	44	472
47	Patrick	Dellagiacoma	4:34:21	4:34:08.1	M3039	28	45	62
48	Jeremy	Baillie	4:34:50	4:34:37.5	M3039	29	46	35
49	Richard	Palmer	4:35:00	4:34:51.0	M3039	30	47	60
50	Darren	Salmon	4:35:25	4:35:15.9	M2029	8	48	542
51	Ian	Wright	4:35:40	4:35:28.4	M4049	9	49	36
52	Chris	Thompson	4:36:50	4:36:38.1	M3039	31	50	59
53	Martin	Dowson	4:37:13	4:37:01.0	M4049	10	51	554
54	Eugen	Schilter	4:37:46	4:37:34.6	M5059	3	52	137
55	Warwick	Selby	4:38:10	4:37:57.3	M5059	4	53	42
56	Danny	Moore	4:38:49	4:38:34.4	M4049	11	54	40
57	John	Gallagher	4:39:16	4:39:04.9	M3039	32	55	44
58	Paul	Stein	4:39:44	4:39:29.6	M3039	33	56	39
59	Steve	Hume	4:41:00	4:40:43.9	M3039	34	57	456
60	Stuart	Webster	4:42:46	4:42:32.4	M3039	35	58	22
61	Alexander	Putnam	4:42:58	4:42:47.3	M2029	9	59	30
62	Thomas	Hegglin	4:43:48	4:43:36.1	M3039	36	60	653
63	Marco	Bareiss	4:44:20	4:44:01.7	M4049	12	61	654
64	Alan	Watson	4:44:40	4:44:23.3	M5059	5	62	57
65	Liz	Short	4:46:22	4:46:13.1	F5059	1	3	46
66	Steve	Appleby	4:46:23	4:46:11.3	M4049	13	63	28

Overall Place	Firstname	Surname	Gun Time	Net Time	Category	Category Place	Place in Sex	Bib Number
67	Dunstan	Bertschinger	4:46:50	4:46:45.6	M2029	10	64	370
68	Ken	Read	4:46:51	4:46:41.6	M4049	14	65	19
69	Jonathan	Papalia	4:47:12	4:47:01.4	M3039	37	66	55
70	Frank	Callaghan	4:47:23	4:47:01.0	M2029	11	67	310
71	Adrian	Spragg	4:48:07	4:47:57.2	M4049	15	68	101
72	Marty	Weston	4:48:13	4:47:57.9	M3039	38	69	516
73	David	Clear	4:48:21	4:48:10.7	M4049	16	70	37
74	Paul	Carmody	4:48:58	4:48:30.6	M2029	12	71	464
75	Mark	Nemeth	4:49:07	4:48:54.5	M4049	17	72	455
76	James	Cryer	4:49:35	4:49:23.8	M5059	6	73	156
77	Paul	Jackson	4:49:45	4:49:29.0	M3039	39	74	458
78	James	Cummins	4:50:34	4:50:26.2	M2029	13	75	716
79	Brent	Miles	4:50:58	4:50:46.5	M4049	18	76	53
80	Kevin	Collins	4:51:13	4:50:57.3	M4049	19	77	501
81	Larry	Lacey	4:51:32	4:51:16.8	M4049	20	78	577
82	Simon	Krantzcke	4:51:41	4:51:24.0	M3039	40	79	11
83	Rolf	Kuelsen	4:52:08	4:51:53.9	M4049	21	80	75
84	Chris	Graham	4:52:12	4:51:59.1	M3039	41	81	7
85	Angus	Price	4:52:20	4:52:07.3	M3039	42	82	98
86	Peter	Hodges	4:52:24	4:52:14.6	M4049	22	83	613
87	Dave	Hromow	4:52:31	4:52:17.8	M3039	43	84	70
88	Paul	Ng	4:52:32	4:52:20.9	M3039	44	85	132
89	William	Proctor	4:52:34	4:52:22.6	M3039	45	86	50
90	Jordan	Lefmann	4:52:37	4:52:29.5	M2029	14	87	189
91	David	King	4:52:40	4:52:28.6	M4049	23	88	708
92	Adrian	Jeffkins	4:53:01	4:52:46.8	M3039	46	89	49
93	Greg	Osborne	4:53:14	4:53:06.0	M3039	47	90	15
94	Martin	Harry	4:53:48	4:53:35.6	M4049	24	91	705
95	Kevin	Barry	4:54:07	4:53:50.2	M3039	48	92	460
96	David	Carmody	4:54:11	4:53:42.1	M2029	15	93	651
97	Kevin	Dyson	4:54:21	4:54:08.4	M3039	49	94	608
98	Alfred	Bogenhuber	4:54:55	4:54:46.0	M6069	1	95	164
99	Derrick	Murray	4:55:12	4:54:53.1	M4049	25	96	564
100	Peter	Goldsmith	4:55:26	4:55:15.9	M3039	50	97	48
101	Chris	Sterk	4:55:43	4:55:23.8	M2029	16	98	471
102	Jan	Fedrick	4:56:20	4:56:03.5	F4049	2	4	94
103	Craig	Rawson	4:56:48	4:56:32.3	M3039	51	99	675
104	Brian	McPherson	4:57:40	4:57:23.7	M3039	52	100	319
105	Martin	Lefmann	4:57:43	4:57:31.7	M3039	53	101	23
106	Stuart	Wagner	4:58:08	4:57:57.6	M3039	54	102	152
107	Daniel	Toole	4:58:13	4:58:04.2	M2029	17	103	293
108	David	Cannings	4:58:34	4:58:22.9	M4049	26	104	21
109	Bart	Cupitt	4:58:38	4:58:28.9	M3039	55	105	531
110	John	Young	4:58:40	4:58:25.6	M3039	56	106	100
111	Darren	Benson	4:58:40	4:58:25.4	M2029	18	107	92
112	Gary	Kennedy	4:58:51	4:58:36.3	M4049	27	108	71
113	Stephen	Bingham	4:58:54	4:58:41.5	M4049	28	109	459
114	David	Parslow	4:59:13	4:59:05.1	M3039	57	110	556
115	Ian	Roberts	4:59:20	4:58:52.0	M3039	58	111	366
116	Jeff	Morehen	4:59:20	4:59:06.8	M4049	29	112	669
117	Max	Bogenhuber	4:59:20	4:59:04.6	M6069	2	113	63
118	Benny	Hagberg	4:59:51	4:59:40.4	M4049	30	114	238
119	Ian	Twite	4:59:58	4:59:47.4	M4049	31	115	18
120	John	Comerford	5:00:11	4:59:53.6	M4049	32	116	486
121	Dean	Gavan	5:00:21	5:00:12.6	M3039	59	117	509
122	Andrew	Crawley	5:00:35	5:00:23.9	M2029	19	118	581
123	Trevor	Fairhurst	5:00:54	5:00:44.4	M3039	60	119	93
124	David	Jerram	5:00:58	5:00:36.8	M3039	61	120	665
125	Barry	Rutter	5:00:59	5:00:43.5	M5059	7	121	54
126	David	Styles	5:01:03	5:00:53.3	M5059	8	122	113
127	Paul	Coull	5:01:25	5:01:15.9	M4049	33	123	342
128	David	Coulter	5:01:46	5:01:36.7	M2029	20	124	162
129	Eladio	Garrido	5:02:18	5:02:08.4	M3039	62	125	138
130	Robert	King	5:03:13	5:03:00.6	M3039	63	126	551
131	Ross	Bill	5:04:20	5:04:07.9	M5059	9	127	33
132	Sonia	White	5:04:28	5:04:16.3	F4049	3	5	76
133	Martin	Krause-Schikorr	5:05:04	5:04:51.1	M3039	64	128	311
134	Mark	Breasley	5:05:26	5:05:15.8	M3039	65	129	505
135	John	Uren	5:05:30	5:05:20.2	M5059	10	130	307
136	Brendan	Hatton	5:05:38	5:05:17.8	M2029	21	131	296
137	Colin	Weekes	5:05:49	5:05:41.9	M4049	34	132	109



Overall Place	Firstname	Surname	Gun Time	Net Time	Category	Category Place	Place in Sex	Bib Number
138	Hernan	Saez	5:06:16	5:06:16.4	M3039	66	133	118
139	Jason	Tucker	5:07:01	5:06:47.7	M3039	67	134	591
140	Owen	Barnett	5:07:05	5:06:55.0	M4049	35	135	115
141	Bruce	Craven	5:07:07	5:06:54.1	M3039	68	136	569
142	Drew	Shaw	5:07:20	5:07:06.3	M3039	69	137	51
143	Andrew	Robertson	5:07:50	5:07:39.0	M3039	70	138	616
144	Steve	Tancred	5:07:55	5:07:44.7	M3039	71	139	316
145	David	Beak	5:09:06	5:08:58.7	M4049	36	140	354
146	Philip	Lawrence	5:09:18	5:09:01.1	M5059	11	141	345
147	Andrew	Wigg	5:09:19	5:09:10.8	M2029	22	142	317
148	Mark	Sparshott	5:09:21	5:09:12.7	M3039	72	143	217
149	Alun	Watkins	5:09:31	5:09:18.4	M5059	12	144	99
150	Keith	Morgan	5:09:44	5:09:33.3	M6069	3	145	196
151	Logan	Galbraith	5:10:04	5:09:52.9	M3039	73	146	563
152	Peter	Lisle	5:10:20	5:10:05.0	M2029	23	147	64
153	Fraser	McGunnigle	5:10:30	5:09:58.1	M3039	74	148	619
154	Ian	Fedrick	5:10:39	5:10:18.4	M4049	37	149	336
155	Thomas	Boyd	5:11:05	5:10:54.3	M3039	75	150	474
156	Neville	Sweetman	5:11:17	5:10:58.5	M4049	38	151	688
157	Paul	Killeen	5:11:26	5:11:07.5	M4049	39	152	105
158	Bill	Lloyd	5:11:45	5:11:31.0	M5059	13	153	45
159	Anne	Kidman	5:12:13	5:11:58.6	F4049	4	6	332
160	Brian	Smith	5:12:38	5:12:26.8	M4049	40	154	547
161	Merry	Gilles	5:12:44	5:12:20.6	M2029	24	155	628
162	Stephen	Urwin	5:13:26	5:13:14.1	M4049	41	156	32
163	Tim	Turner	5:13:46	5:13:33.5	M4049	42	157	337
164	Mark	Wilson	5:14:08	5:13:51.2	M3039	76	158	697
165	Ross	Sinclair	5:14:11	5:13:52.0	M4049	43	159	595
166	Greg	Robinson	5:14:13	5:13:51.9	M3039	77	160	496
167	Kerry	Sparshott	5:14:25	5:14:10.6	F3039	2	7	91
168	Greg	Coy	5:15:14	5:15:05.0	M4049	44	161	550
169	Alan	Ward	5:15:14	5:14:60.0	M4049	45	162	454
170	John	Van Yzendoorn	5:15:59	5:15:45.0	M3039	78	163	488
171	Steffen	Abe	5:16:33	5:16:18.3	M3039	79	164	74
172	Richard	Marson	5:16:34	5:16:14.3	M4049	46	165	609
173	Malcolm	Gamble	5:17:27	5:17:14.1	M3039	80	166	586
174	Laima	Wayne	5:17:51	5:17:37.0	F5059	2	8	80
175	John	Sneddon	5:17:52	5:17:30.4	M5059	14	167	236
176	Maureen	O'Loughlin	5:18:21	5:18:05.4	F5059	3	9	79
177	Scott	Campbell	5:18:32	5:18:21.1	M3039	81	168	72
178	Garry	Wilson	5:18:51	5:18:33.4	M3039	82	169	664
179	Ian	Morgan	5:18:54	5:18:30.3	M4049	47	170	353
180	Susan	Morgan	5:19:21	5:19:07.5	F4049	5	10	87
181	John	Sellars	5:19:46	5:19:19.6	M5059	15	171	483
182	Chris	Tait	5:20:07	5:19:44.8	M4049	48	172	130
183	Gwilym	Funnell	5:20:23	5:20:08.6	M3039	83	173	340
184	Stephen	Bruggeman	5:20:48	5:20:37.9	M4049	49	174	359
185	Irving	Underwood	5:21:55	5:21:46.9	M4049	50	175	367
186	Philip	Murphy	5:22:40	5:22:21.7	M3039	84	176	333
187	Luis	Vazquez-Recio	5:22:40	5:22:28.6	M4049	51	177	31
188	Robert	Smith	5:22:40	5:22:27.9	M5059	16	178	69
189	Terry	Meehan	5:22:55	5:22:31.1	M3039	85	179	288
190	Brian	Pepper	5:23:12	5:22:54.1	M6069	4	180	480
191	Stephen	Gray	5:23:23	5:23:10.9	M5059	17	181	56
192	Peter	Strachan	5:23:46	5:23:31.5	M5059	18	182	188
193	Andrew	Bilsdon	5:24:02	5:23:43.1	M3039	86	183	718
194	Steve	Turner	5:24:18	5:24:01.5	M4049	52	184	522
195	Jan	Herrmann	5:24:23	5:24:09.4	M3039	87	185	253
196	Rodney	Lovel	5:24:28	5:24:17.1	M5059	19	186	157
197	Ian	Green	5:24:31	5:24:05.4	M5059	20	187	169
198	Daniel	Cole	5:25:14	5:24:58.3	M5059	21	188	497
199	Peter	Counsell	5:25:17	5:25:03.8	M4049	53	189	224
200	Anne	MacSporran	5:25:29	5:25:15.7	F2029	1	11	84
201	Peter	Tibbitts	5:25:57	5:25:40.0	M4049	54	190	121
202	Diane	Clementson	5:26:57	5:26:43.8	F4049	6	12	82
203	Darren	Smith	5:26:58	5:26:41.1	M2029	25	191	680
204	Bill	Higginson	5:27:12	5:26:55.9	M4049	55	192	273
205	Tim	Day	5:27:20	5:26:48.5	M2029	26	193	610
206	Jared	Potter	5:27:20	5:26:49.4	M2029	27	194	698
207	David	Austin	5:27:26	5:27:12.2	M4049	56	195	498
208	David	King	5:28:13	5:28:05.2	M5059	22	196	134



Overall Place	Firstname	Surname	Gun Time	Net Time	Category	Category Place	Place in Sex	Bib Number
209	Greg	McCann	5:28:51	5:28:30.1	M4049	57	197	584
210	Teresa	Burgess	5:28:51	5:28:35.5	F4049	7	13	89
211	Dennis	Nel	5:28:53	5:28:27.6	M4049	58	198	325
212	Andrew	Meenahan	5:29:13	5:29:03.1	M4049	59	199	308
213	Stephen	Bond	5:29:14	5:28:50.2	M5059	23	200	292
214	Jill	Pattison	5:29:18	5:28:59.1	F3039	3	14	461
215	David	MacSporran	5:29:25	5:29:08.6	M3039	88	201	181
216	Les	Potter	5:29:37	5:29:30.1	M4049	60	202	149
217	Tony	Grainger	5:29:39	5:29:23.1	M3039	89	203	153
218	Graham	Wye	5:29:43	5:29:32.3	M4049	61	204	142
219	Wayne	Davis	5:29:58	5:29:45.6	M4049	62	205	122
220	Marcus	Schaake	5:30:14	5:30:04.5	M2029	28	206	644
221	Greg	Prerau	5:31:19	5:30:58.1	M4049	63	207	676
222	Roland	Hassall	5:31:26	5:31:04.2	M3039	90	208	371
223	Cameron	McCullagh	5:31:28	5:31:13.7	M3039	91	209	107
224	Anthony	Ryan	5:31:38	5:31:25.9	M3039	92	210	211
225	Ron	Lusk	5:31:40	5:31:29.2	M5059	24	211	357
226	Stewart	Vincent	5:31:44	5:31:24.8	M5059	25	212	372
227	Peter	Bell	5:32:03	5:31:39.1	M4049	64	213	235
228	William	Malcolm	5:32:08	5:31:39.6	M3039	93	214	713
229	Elouise	Peach	5:32:26	5:32:11.0	F2029	2	15	86
230	Phil	Stollery	5:32:39	5:32:17.6	M4049	65	215	283
231	Phillip	Stacey	5:32:42	5:32:32.8	M5059	26	216	326
232	Peter	Barnes	5:32:47	5:32:29.6	M4049	66	217	183
233	Pierre	Van Heerden	5:32:57	5:32:43.4	M4049	67	218	587
234	Greg	Gambrill	5:32:57	5:32:40.0	M4049	68	219	625
235	Nigel	Smith	5:33:05	5:32:45.8	M4049	69	220	302
236	David	Woods	5:33:09	5:32:55.9	M2029	29	221	561
237	Tonia	Lance	5:33:24	5:33:09.1	F2029	3	16	537
238	Mike	Ward	5:33:45	5:33:31.2	M5059	27	222	264
239	Dawn	Critcher	5:33:52	5:33:35.5	F3039	4	17	487
240	Alan	Bradley	5:34:11	5:33:57.0	M4049	70	223	208
241	Peter	Quinn	5:35:15	5:34:55.7	M5059	28	224	254
242	Bronwyn	Adams	5:35:46	5:35:22.9	F3039	5	18	685
243	Paul	Scullion	5:35:47	5:35:30.4	M3039	94	225	453
244	Glenn	Meade	5:35:50	5:35:21.4	M3039	95	226	510
245	Marty	Jones	5:36:00	5:35:44.7	M3039	96	227	477
246	Glenn	Dewhurst	5:36:01	5:35:50.9	M4049	71	228	621
247	Robert	Taylor	5:36:08	5:35:58.0	M5059	29	229	230
248	David	Gayford	5:36:42	5:36:22.3	M4049	72	230	562
249	Diana	Compton	5:36:49	5:36:21.9	F3039	6	19	706
250	Edward	West	5:36:50	5:36:37.8	M5059	30	231	73
251	Richard	Quinn	5:37:25	5:37:02.4	M4049	73	232	659
252	Robin	Cameron	5:37:27	5:37:11.1	F4049	8	20	85
253	Andrew	McKenzie-Gay	5:37:41	5:37:17.8	M3039	97	233	679
254	Ian	Garrett	5:37:52	5:37:30.0	M4049	74	234	222
255	Laura	Andrews	5:38:21	5:37:56.7	F3039	7	21	709
256	Christine	Brown	5:38:22	5:37:59.4	F4049	9	22	632
257	Rowan	Vickers	5:38:23	5:38:13.4	M4049	75	235	275
258	David	Lancaster	5:38:37	5:38:15.9	M4049	76	236	290
259	Kelley	Caoyonan	5:39:01	5:38:38.1	F2029	4	23	490
260	Glen	Ebzero	5:39:14	5:38:52.0	M4049	77	237	530
261	Richard	Powell	5:39:15	5:39:00.6	M3039	98	238	481
262	Nicole	Clark	5:40:35	5:40:07.5	F3039	8	24	699
263	Paul	Ewing	5:40:35	5:39:56.4	M4049	78	239	514
264	Terry	Burke	5:40:43	5:40:27.0	M5059	31	240	583
265	Anthony	Fay	5:40:52	5:40:34.6	M3039	99	241	174
266	Mike	Hansen	5:41:08	5:40:49.5	M4049	79	242	187
267	Steven	Reynolds	5:41:12	5:41:00.4	M4049	80	243	249
268	Mario	Larocca	5:41:17	5:40:54.9	M5059	32	244	131
269	Gavin	Morisset	5:41:41	5:41:27.6	M5059	33	245	582
270	Chery	Horne	5:41:43	5:41:24.1	F5059	4	25	598
271	Kevin	Thomas	5:41:58	5:41:40.1	M3039	100	246	148
272	Dio	Wong	5:42:22	5:41:57.1	M3039	101	247	263
273	Andrew	Cooper	5:42:24	5:42:09.4	M3039	102	248	323
274	Debbie	Woodhead	5:42:43	5:42:18.1	F3039	9	26	636
275	Keith	Collin	5:42:47	5:42:30.9	M4049	81	249	570
276	Andrew	Moore	5:42:50	5:42:32.8	M2029	30	250	280
277	Ian	Forsyth	5:42:53	5:42:27.0	M4049	82	251	146
278	John	Reeves	5:42:56	5:42:39.9	M3039	103	252	143
279	Bruce	Clausen	5:43:00	5:42:43.7	M5059	34	253	534

Overall Place	Firstname	Surname	Gun Time	Net Time	Category	Category Place	Place in Sex	Bib Number
280	Brian	Hodgson	5:43:13	5:43:03.5	M6069	5	254	303
281	Dion	Reeve	5:43:38	5:43:24.9	M2029	31	255	627
282	Ian	Bailey	5:43:42	5:43:24.4	M4049	83	256	573
283	Peter	Lahiff	5:43:49	5:43:26.4	M6069	6	257	191
284	Masahiko	Iida	5:44:09	5:43:46.7	M6069	7	258	626
285	James	Wall	5:44:31	5:44:17.9	M3039	104	259	634
286	Sean	Greenhill	5:44:37	5:44:16.8	M2029	32	260	165
287	Clive	Jeffery	5:44:45	5:44:33.7	M4049	84	261	262
288	Chris	Knutsen	5:44:50	5:44:37.1	M4049	85	262	247
289	Tony	Golden	5:45:09	5:44:53.7	M4049	86	263	120
290	Richard	Florczak	5:45:10	5:44:55.9	M5059	35	264	358
291	Peter	Malinowski	5:45:11	5:44:57.2	M5059	36	265	192
292	Michael	Eadie	5:46:15	5:45:50.3	M3039	105	266	301
293	Bruce	Hargreaves	5:46:38	5:46:29.9	M4049	87	267	279
294	Nigel	Stewart	5:46:50	5:46:38.5	M4049	88	268	343
295	John	Hatton	5:47:02	5:46:41.6	M5059	37	269	145
296	Lucy	MacDonald	5:47:05	5:46:52.0	F3039	10	27	469
297	Jane	Trumper	5:47:18	5:47:02.8	F4049	10	28	700
298	Stephen	Bodnar	5:47:19	5:46:51.3	M4049	89	270	200
299	David	Graham	5:47:22	5:46:54.3	M3039	106	271	476
300	John	Walton	5:47:26	5:47:14.3	M5059	38	272	300
301	Stewart	Turner	5:47:40	5:47:29.6	M3039	107	273	462
302	Tim	Austin	5:47:41	5:47:30.1	M3039	108	274	553
303	John	Olmstead	5:47:45	5:47:34.2	M4049	90	275	171
304	Fulvio	Fabreschi	5:47:47	5:47:36.9	M5059	39	276	638
305	David	Paff	5:47:59	5:47:49.1	M4049	91	277	129
306	Paul	Kehoe	5:48:00	5:47:43.0	M3039	109	278	213
307	Jo	Tebbutt	5:48:15	5:47:60.0	F3039	11	29	641
308	Charlie	Glapiak	5:48:20	5:48:05.0	M5059	40	279	256
309	Bob	Elliott	5:48:24	5:47:59.8	M5059	41	280	144
310	Ian	Dempsey	5:48:44	5:48:23.9	M4049	92	281	216
311	Dave	Joseph	5:49:03	5:48:48.9	M5059	42	282	341
312	Carol	Wingreen	5:49:13	5:48:55.4	F4049	11	30	559
313	Geoffrey	Luscombe	5:49:23	5:49:08.8	M4049	93	283	655
314	Leon	Harradine	5:50:04	5:49:35.5	M6069	8	284	285
315	Les	Bryce	5:50:14	5:50:02.0	M5059	43	285	246
316	Colin	Lewis	5:50:24	5:50:17.8	M4049	94	286	493
317	Damain	Staunton	5:50:36	5:50:16.4	M3039	110	287	312
318	John	Tokoli	5:50:53	5:50:33.3	M4049	95	288	245
319	Frank	Austin	5:50:57	5:50:36.3	M3039	111	289	711
320	Matthew	Stacy	5:50:57	5:50:35.7	M3039	112	290	714
321	Mary	Holozubiec	5:51:07	5:50:45.1	F3039	12	31	575
322	Phillip	Harding	5:51:19	5:51:06.9	M3039	113	291	650
323	William	Best	5:51:44	5:51:32.1	M4049	96	292	229
324	Matt	McNamara	5:51:44	5:51:31.1	M3039	114	293	635
325	Wayne	Tibbitts	5:51:45	5:51:25.9	M4049	97	294	268
326	Geoff	Smith	5:51:52	5:51:25.4	M4049	98	295	657
327	Shane	Simpson	5:52:27	5:52:18.9	M3039	115	296	546
328	Dean	Simpson	5:52:27	5:52:19.0	M2029	33	297	355
329	Ralph	Melano	5:52:35	5:52:19.9	M4049	99	298	126
330	Miriam	Mott	5:53:08	5:52:49.0	F4049	12	32	315
331	Katie	Richardson	5:53:28	5:53:05.9	F3039	13	33	663
332	Maureen	Wilson	5:53:28	5:53:05.0	F4049	13	34	623
333	Keith	White	5:53:36	5:53:21.7	M5059	44	299	346
334	Jim	Hyman	5:53:40	5:53:21.6	M5059	45	300	538
335	Phil	Clarke	5:53:45	5:53:27.3	M5059	46	301	133
336	Andrew	Cox	5:54:11	5:53:51.5	M3039	116	302	666
337	Richard	Woodhead	5:54:31	5:54:15.6	M4049	100	303	629
338	Roy	Counsell	5:54:33	5:54:18.1	M4049	101	304	197
339	Tony	Crosby	5:54:52	5:54:38.5	M5059	47	305	140
340	Graham	Willis	5:55:19	5:55:07.3	M5059	48	306	201
341	Ross	Yates	5:55:21	5:54:58.1	M5059	49	307	117
342	Simon	Davis	5:55:55	5:55:44.7	M4049	102	308	190
343	Grahame	Murphy	5:56:01	5:55:52.3	M4049	103	309	233
344	Paul	Barnett	5:56:06	5:55:43.5	M3039	117	310	555
345	Karl	Fleig	5:56:16	5:56:06.5	M6069	9	311	237
346	Bob	Wells	5:56:25	5:56:15.1	M5059	50	312	690
347	Yvonne	Sobolewski	5:56:35	5:56:30.4	F3039	14	35	484
348	Joanne	Barton	5:56:50	5:56:32.7	F3039	15	36	83
349	Marcus	Wilson	5:56:56	5:56:23.8	M2029	34	313	614
350	Trevor	Raymond	5:57:13	5:57:02.3	M3039	118	314	320

Overall Place	Firstname	Surname	Gun Time	Net Time	Category	Category Place	Place in Sex	Bib Number
351	Tim	Koppel	5:57:42	5:57:35.5	M4049	104	315	567
352	John	Spinney	5:57:58	5:57:34.5	M6069	10	316	334
353	Callum	Dean	5:58:47	5:58:30.1	M3039	119	317	465
354	Wayne	Edwards	5:58:52	5:58:45.8	M4049	105	318	528
355	Robert	Carden	5:58:53	5:58:45.9	M3039	120	319	658
356	Stuart	Wilson	5:59:15	5:59:08.2	M4049	106	320	467
357	Anne	Powell	5:59:15	5:59:00.7	F4049	14	37	77
358	Mary	Stringer	5:59:29	5:59:24.0	F4049	15	38	624
359	Brian	Stronsford	5:59:32	5:54:37.5	M5059	51	321	127
360	Michael	Elliot	5:59:55	5:59:31.6	M4049	107	322	305
361	Greg	Henzell	6:00:23	6:00:08.5	M5059	52	323	119
362	Graham	Sharp	6:01:10	6:01:01.3	M4049	108	324	579
363	Ben	Dall'Amico	6:01:45	6:01:30.4	M5059	53	325	180
364	Roger	Cox	6:01:45	6:01:29.4	M5059	54	326	267
365	Herb	Willems	6:02:01	6:01:51.2	M5059	55	327	154
366	Warren	Hughes	6:02:29	6:02:10.0	M4049	109	328	239
367	Barry	Coates	6:02:36	6:02:23.1	M5059	56	329	123
368	Don	Blair	6:03:10	6:02:44.9	M5059	57	330	652
369	Dale	Lancaster	6:03:23	6:03:02.1	F5059	5	39	671
370	Esther	Kerr	6:04:06	6:03:42.6	F2029	5	40	369
371	Greg	Scott	6:04:21	6:04:07.5	M3039	121	331	199
372	Brian	Little	6:04:22	6:04:04.0	M4049	110	332	601
373	Nick	Drayton	6:05:21	6:05:06.3	M4049	111	333	258
374	Mike	Thorpe	6:05:22	6:05:07.0	M5059	58	334	186
375	Lindsay	Young	6:05:42	6:05:25.1	M4049	112	335	214
376	Jeff	McNaughton	6:05:44	6:05:20.6	M4049	113	336	360
377	Tim	Russell	6:06:02	6:05:42.1	M4049	114	337	482
378	Dougal	Langusch	6:06:08	6:05:50.0	M2029	35	338	645
379	Amanda	Underwood	6:06:10	6:05:51.0	F2029	6	41	674
380	Bill	Rannard	6:06:11	6:05:46.1	M4049	115	339	259
381	Daniel	Williams	6:06:15	6:06:00.9	M3039	122	340	712
382	Philip	Healey	6:06:25	6:06:01.4	M4049	116	341	299
383	Jeremy	Ballantyne	6:06:41	6:06:21.8	M3039	123	342	572
384	Brett	Kemble	6:06:59	6:06:44.5	M2029	36	343	717
385	Nathan	Griffith	6:07:47	6:07:31.1	M2029	37	344	648
386	Anthony	Hayes	6:07:49	6:07:34.5	M4049	117	345	228
387	Ian	Morgan	6:08:06	6:08:04.7	M6069	11	346	244
388	Jennifer	Kiss	6:08:14	6:07:56.5	F4049	16	42	243
389	Mick	Kilham	6:08:15	6:07:59.6	M4049	118	347	241
390	Edward	Bedzinski	6:08:16	6:07:57.4	M3039	124	348	286
391	Bill	Pixton	6:08:33	6:08:11.9	M5059	59	349	470
392	Alan	Woolford	6:09:16	6:08:43.9	M4049	119	350	468
393	James	Meade	6:09:31	6:09:31.4	M3039	125	351	298
394	Allan	Wilson	6:09:32	6:09:12.4	M5059	60	352	261
395	Todd	Keating	6:10:18	6:09:44.8	M4049	120	353	684
396	George	Herisson	6:10:55	6:10:44.6	M4049	121	354	322
397	Rebecca	Stevens	6:11:12	6:10:55.9	F3039	16	43	81
398	Susan	Palmer	6:11:20	6:11:00.1	F3039	17	44	362
399	Ludwig	Herpich	6:11:44	6:11:29.0	M6069	12	355	344
400	David	Kitchen	6:11:58	6:11:46.3	M3039	126	356	704
401	Chris	Mills	6:12:02	6:11:45.4	M4049	122	357	549
402	Philip	Fleming	6:12:12	6:11:45.7	M4049	123	358	592
403	Ben	Greentree	6:12:28	6:11:59.3	M2029	38	359	617
404	David	Beldjiali	6:12:36	6:12:23.1	M3039	127	360	643
405	Stephanie	Beldjiali	6:12:39	6:12:24.4	F3039	18	45	640
406	Benjamin	Crossing	6:13:21	6:12:46.8	M2029	39	361	672
407	Wayne	Heffernan	6:13:24	6:13:07.3	M5059	61	362	297
408	Peter	Trumper	6:14:04	6:13:46.5	M4049	124	363	673
409	Simon	Collins	6:14:18	6:13:51.1	M3039	128	364	580
410	Patrick	Quinn	6:14:21	6:14:06.8	M4049	125	365	518
411	Jo	Thomson	6:14:22	6:14:05.1	F4049	17	46	620
412	Allison	Lilley	6:14:22	6:14:10.7	F3039	19	47	543
413	Dom	Isberg	6:14:33	6:14:16.8	M4049	126	366	520
414	Philip	Kennedy	6:15:13	6:15:04.5	M4049	127	367	223
415	Andrew	Grant	6:15:43	6:15:35.5	M4049	128	368	278
416	Heather	Forster	6:16:13	6:16:01.5	F4049	18	48	135
417	Tina	Campbell	6:16:14	6:16:03.5	F5059	6	49	114
418	Tracy	Collett	6:16:25	6:15:59.0	F4049	19	50	649
419	Kelly	Harford	6:16:37	6:16:16.0	F3039	20	51	647
420	Jenny	Arnold	6:16:37	6:16:10.2	F2029	7	52	682
421	Terry	Reilly	6:17:45	6:17:23.4	M5059	62	369	111

Overall Place	Firstname	Surname	Gun Time	Net Time	Category	Category Place	Place in Sex	Bib Number
422	David	Kerr	6:17:55	6:17:24.8	M3039	129	370	720
423	Michael	Tompkins	6:18:01	6:17:41.5	M5059	63	371	457
424	David	Novotny	6:18:24	6:18:06.5	M3039	130	372	576
425	Ross	McNally	6:18:45	6:18:17.1	M4049	129	373	271
426	James	Sparkes	6:18:49	6:18:17.5	M2029	40	374	615
427	Sam	Willis	6:18:50	6:18:17.9	M2029	41	375	618
428	Peter	Smith	6:19:06	6:18:47.9	M4049	130	376	159
429	Karen	Koppenol	6:19:16	6:19:01.7	F5059	7	53	179
430	Robert	Paxton	6:19:18	6:18:52.6	M4049	131	377	139
431	Bevan	Ashby	6:19:35	6:19:23.9	M2029	42	378	670
432	Mark	Davies	6:19:46	6:19:21.3	M4049	132	379	544
433	Barry	Richards	6:19:47	6:19:16.5	M4049	133	380	607
434	Wendy	Scott	6:20:03	6:19:48.0	F4049	20	54	284
435	Mike	Cole	6:20:04	6:19:44.0	M3039	131	381	309
436	Claire	Rolley	6:21:00	6:20:34.1	F3039	21	55	328
437	Bruce	Linsell	6:21:08	6:20:49.5	M4049	134	382	289
438	Philip	Clifton	6:22:09	6:22:02.5	M5059	64	383	329
439	Amanda	Jones	6:22:38	6:22:07.8	F4049	21	56	523
440	Bob	Kimbrey	6:22:47	6:22:23.1	M5059	65	384	207
441	Sophie	Gravel	6:23:34	6:23:12.4	F3039	22	57	494
442	Ross	Knowles	6:23:52	6:23:22.2	M4049	135	385	220
443	Adrian	Engelbrecht	6:23:55	6:23:25.6	M3039	132	386	349
444	Des	Cannon	6:23:58	6:23:32.5	M5059	66	387	463
445	Leslie	Howatt	6:24:46	6:24:11.1	F3039	23	58	452
446	Patriek	Wadwell	6:24:46	6:24:30.6	M2029	43	388	642
447	Warren	Broadbent	6:25:01	6:24:43.8	M5059	67	389	112
448	John	Carrigan	6:25:14	6:24:54.7	M5059	68	390	335
449	Dominic	Boidin	6:25:43	6:25:21.4	M4049	136	391	182
450	Phillip	Laing	6:25:52	6:25:30.3	M4049	137	392	593
451	Kevin	Dixon	6:25:58	6:25:30.9	M4049	138	393	173
452	Anastasia	Bachas	6:26:49	6:26:32.1	F4049	22	59	314
453	John	Melnyczenko	6:26:58	6:26:43.1	M5059	69	394	185
454	Deborah	Laidlaw	6:27:12	6:27:00.5	F4049	23	60	78
455	Eric	Schmierer	6:27:16	6:26:55.0	M5059	70	395	226
456	William	McKenna	6:27:46	6:27:31.7	M4049	139	396	466
457	Vic	Anderson	6:27:53	6:27:26.6	M5059	71	397	176
458	John	Reeves	6:28:02	6:27:51.3	M4049	140	398	330
459	Paul	Theakston	6:28:21	6:27:58.8	M2029	44	399	242
460	John Paul	Smith	6:29:06	6:28:38.5	M4049	141	400	588
461	Alan	Beattie	6:29:12	6:28:42.1	M5059	72	401	313
462	David	Lilley	6:29:21	6:29:05.3	M5059	73	402	184
463	Scott	Dennis	6:29:35	6:29:16.6	M4049	142	403	272
464	Felicity	King	6:29:44	6:29:23.6	F2029	8	61	686
465	Anthony	Leviston	6:29:44	6:29:24.5	M3039	133	404	612
466	Dennis	Bedford	6:30:20	6:30:06.3	M5059	74	405	168
467	Bill	Tomiczek	6:31:11	6:30:51.5	M5059	75	406	234
468	Matthew	Chapman	6:31:33	6:31:16.9	M2029	45	407	589
469	Carolyn	Dutton	6:31:34	6:31:10.4	F3039	24	62	603
470	Leo	Paul	6:31:35	6:31:24.6	M5059	76	408	219
471	David	Curran	6:31:43	6:31:20.3	M3039	134	409	721
472	John	Lindsay	6:31:48	6:31:28.4	M5059	77	410	274
473	Justine	Berkal	6:31:57	6:31:33.9	F2029	9	63	492
474	Sarah	Cooper	6:32:30	6:32:16.1	F3039	25	64	499
475	Peter	Davies	6:32:43	6:32:13.8	M4049	143	411	495
476	Clint	Ward	6:34:05	6:33:41.9	M2029	46	412	147
477	Graham	Bray	6:34:24	6:34:09.7	M4049	144	413	270
478	George	Lisson	6:34:43	6:34:28.2	M5059	78	414	27
479	John	Anderson	6:35:22	6:35:09.4	M4049	145	415	339
480	David	Williams	6:35:26	6:35:12.8	M4049	146	416	265
481	Graham	Spokes	6:35:28	6:35:08.5	M4049	147	417	276
482	Kurt	Krause	6:35:34	6:35:16.0	M6069	13	418	356
483	Brad	Renshaw	6:35:35	6:35:08.6	M5059	79	419	203
484	Glen	Failla	6:35:50	6:35:20.8	M3039	135	420	365
485	Craig	Marshall	6:37:11	6:36:53.5	M4049	148	421	231
486	Chin Siang	Beh	6:37:22	6:36:48.3	M2029	47	422	597
487	Michael	Bailey	6:37:38	6:37:15.8	M5059	80	423	287
488	Marie-Claire	Kurt	6:37:59	6:37:33.2	F4049	24	65	548
489	Danielle	Manley	6:38:34	6:38:10.2	F3039	26	66	600
490	Derek	Smith	6:38:38	6:38:06.1	M6069	14	424	255
491	Peter	Tucci	6:38:39	6:38:15.5	M4049	149	425	571
492	Matthew	Wright	6:38:58	6:38:32.0	M2029	48	426	511



Overall Place	Firstname	Surname	Gun Time	Net Time	Category	Category Place	Place in Sex	Bib Number
493	Peter	McKenzie	6:39:07	6:38:54.4	M5059	81	427	318
494	Peter	Hamer	6:39:30	6:39:17.3	M4049	150	428	250
495	Anthony	Bousfield	6:39:41	6:39:16.8	M4049	151	429	124
496	Helen	Rickards	6:39:56	6:39:31.1	F4049	25	67	503
497	Deirdre	Duncan	6:40:00	6:39:40.6	F4049	26	68	269
498	Luigi	Bertolin	6:40:13	6:40:02.3	M4049	152	430	351
499	Barry	Ellis	6:40:29	6:40:02.8	M4049	153	431	364
500	Grant	Shultz	6:40:31	6:40:10.2	M3039	136	432	350
501	Grant	Moroney	6:41:10	6:36:18.6	M3039	137	433	363
502	Nerise	East	6:42:02	6:41:43.8	F4049	27	69	681
503	Carl	Simpson	6:42:07	6:37:10.6	M4049	154	434	210
504	Yves	Grandchamp	6:42:41	6:42:20.7	M3039	138	435	485
505	Steve	Day	6:42:51	6:42:27.9	M4049	155	436	489
506	Mark	Hill	6:43:37	6:43:22.2	M4049	156	437	338
507	Greg	Reid	6:43:56	6:43:22.0	M6069	15	438	136
508	Jim	Screen	6:44:00	6:43:38.5	M6069	16	439	347
509	Franca	Facci	6:45:02	6:44:35.9	F4049	28	70	596
510	Alex	Dipple	6:45:16	6:44:54.5	M3039	139	440	194
511	David	Kelly	6:46:04	6:45:51.6	M4049	157	441	178
512	John	Atkinson	6:46:23	6:46:06.7	M5059	82	442	175
513	Sheryl	MacRow-Cain	6:47:17	6:46:56.8	F4049	29	71	508
514	James	Moody	6:47:19	6:46:56.9	M5059	83	443	715
515	Jurg	Kunzle	6:48:13	6:47:59.8	M5059	84	444	605
516	Michael	Hulskamp	6:49:06	6:48:47.3	M2029	49	445	478
517	Adrian	Harris	6:49:22	6:48:58.3	M5059	85	446	260
518	Manfred	Fiedler	6:50:17	6:49:52.0	M6069	17	447	170
519	Alan	Robertson	6:50:17	6:49:42.6	M6069	18	448	517
520	Stuart	Crichton	6:50:30	6:50:07.7	M2029	50	449	661
521	Ann	O'Connor	6:51:02	6:50:39.9	F4049	30	72	257
522	Graham	Jones	6:51:42	6:51:24.1	M4049	158	450	251
523	Peter	Henry	6:51:48	6:51:13.3	M3039	140	451	678
524	Ken	Weir	6:51:49	6:51:33.6	M4049	159	452	158
525	Lori	Baldoni	6:52:08	6:51:39.3	F4049	31	73	574
526	Mercy	Samia	6:52:58	6:52:43.2	F5059	8	74	667
527	Michael	Benson	6:54:12	6:53:51.5	M5059	86	453	637
528	Ian	Singer	6:54:20	6:54:01.1	M4049	160	454	660
529	Bob	Day	6:55:10	6:54:44.8	M3039	141	455	295
530	Doug	Chapman	6:55:10	6:54:55.1	M5059	87	456	225
531	Robert	Kennedy	6:55:37	6:55:06.5	M6069	19	457	195
532	John	Morgan	6:56:03	6:55:41.3	M5059	88	458	125
533	Don	Griffin	6:59:25	6:59:16.1	M5059	89	459	103
534	Kevin	O'Kane	6:59:44	6:59:32.6	M5059	90	460	692
535	Denis	Riley	6:59:44	6:54:48.9	M5059	91	461	202
536	Stephen	Jackson <b>(SWEEPER)</b>	7:00:06	6:59:24.8	M4049	161	462	552
537	Frank	Dearn	7:02:00	7:01:43.9	M6069			504
538	Hoy	Lau	7:03:26	7:03:02.5	M5059			694
539	Richard	Bailey	7:04:01	6:59:06.6	M5059			266
540	Janita	Keating	7:05:19	7:04:46.0	F3039			683
541	Neil	Richardson	7:06:22	7:05:54.9	M4049			689
542	Manuel	Trujillo	7:08:49	7:08:36.8	M5059			594
543	Trevor	Maning	7:11:57	7:11:31.2	M3039			479
544	John	Guthrie	7:12:41	7:12:23.6	M4049			668
545	Brian	Ogilwy	7:12:43	7:12:19.6	M5059			291
546	Michael	Laverack	7:15:07	7:14:49.5	M5059			524
547	Russ	Pennell	7:16:15	7:15:55.5	M5059			473
548	Natalie	Coyne	7:16:30		F2029			633
549	Brian	Millett	7:19:42	7:19:13.2	M5059			150
550	Paul	Manley	7:24:22	7:23:47.3	M3039			348
551	Mark	Richardson	7:25:00		M4049			611
552	Karen	Wiersma	7:26:00		F3039			515
553	Sharon	Varley	7:27:00		F4049			507
554	Tim	Richards	7:28:00		M3039			500
555	Veronica	Bruckmoser	7:30:00		F3039			604
556	Guy	Broadbent	7:32:00		M4049			558
557	Demir	Mesic	7:35:00		M4049			566
558	Grahame	Kerruish	7:42:00		M6069			248
559	Con	Panagos	7:45:00		M5059			282
560	John	Brett	7:46:00		M7079			110
561	Dave	Allen	7:49:55		M4049			540
562	Suzi	Walter	7:55:00		F4049			513

Overall Place	Firstname	Surname	Gun Time	Net Time	Category	Category Place	Place in Sex	Bib Number
563	Bob	Fickel <b>(SWEEPER)</b>	7:58:00		M5059	92	463	536
564	Cameron	Templeton	7:59:00		M3039			535
565	Chris	Stephenson <b>(SWEEPER)</b>	7:59:00		M4049	162	464	506
566	Terry	Chisholm	8:05:00		M6069			198
567	Geoff	Alchin	DNF		M4049			221
568	Keith	Bateman	DNF		M4049			151
569	Diane	Batterham	DNF		F5059			512
570	Gavin	Booth	DNF		M3039			491
571	Louis	Commins	DNF		M5059			281
572	Alf	Field	DNF		M6069			252
573	Ray	Goddard	DNF		M3039			525
574	Peter	Goodwin	DNF		M4049			529
575	Patricia	Griffin	DNF		F4049			163
576	Steve	Guy	DNF		M4049			521
577	Robi	Hancock-Russell	DNF		F5059			177
578	David	Harris	DNF		M4049			240
579	Philip	Hugill	DNF		M4049			65
580	Sam	Leishman	DNF		M3039			116
581	Michael	Madigan	DNF		M2029			368
582	Fabienne	Millot Pagani	DNF		F3039			631
583	John	Murphy	DNF		M3039			193
584	Alex	Nagy	DNF		M5059			352
585	Geoff	Raymond	DNF		M3039			215
586	Tom	Silk	DNF		M3039			526
587	Colin	Small	DNF		M4049			585
588	Donna	Small	DNF		F4049			695
589	Alexandra	Suschinsky	DNF		F4049			205
590	Fiona	Wain	DNF		F4049			451
591	David	Anderson	DNS		M5059			277
592	Andrew	Bennett	DNS		M3039			707
593	Judd	Boeker	DNS		M3039			209
594	Benedict	Boidin	DNS		M3039			161
595	Sarah	Brown	DNS		F3039			719
596	Graham	Butler	DNS		M5059			108
597	Roger	Cartwright	DNS		M3039			701
598	Kevin	Clark	DNS		M3039			475
599	Hugh	Crawley	DNS		M6069			160
600	Charlotte	Cullen	DNS		F3039			90
601	Graham	Davis	DNS		M5059			104
602	Glenn	Dickson	DNS		M3039			662
603	Kathryn	Evans	DNS		F3039			88
604	Graeme	Ferris	DNS		M3039			578
605	Tony	Gasparre	DNS		M4049			218
606	Paul	Godden	DNS		M5059			541
607	Michael	Haese	DNS		M3039			622
608	Mel	Henry	DNS		M4049			167
609	Jenny	Henville	DNS		F3039			52
610	Patrick	Hodgens	DNS		M3039			602
611	Annmarie	Hosie	DNS		F3039			502
612	Jeff	Hosnell	DNS		M5059			696
613	Jonathan	King	DNS		M4049			304
614	Vasilios	Koumertas	DNS		M4049			527
615	Tony	Krantzcke	DNS		M6069			204
616	Brendan	Mason	DNS		M4049			102
617	Earle	May	DNS		M4049			172
618	Patrick	Mickan	DNS		M2029			128
619	Michael	Moore	DNS		M3039			656
620	Quentin	Morley	DNS		M3039			646
621	Arnon	Musiker	DNS		M3039			327
622	Kenjiro	Namba	DNS		M3039			687
623	Belinda	Nixon	DNS		F3039			693
624	Rory	O'Donoghue	DNS		M5059			590
625	Michael	O'Mara	DNS		M5059			212
626	Jim	Owens	DNS		M4049			29
627	Stephen	Parker	DNS		M3039			560
628	Peter	Roberts	DNS		M5059			606
629	Stephen	Robinson	DNS		M4049			599
630	Bill	Rookyard	DNS		M4049			557
631	John	Russell	DNS		M2029			702

Overall Place	Firstname	Surname	Gun Time	Net Time	Category	Category Place	Place in Sex	Bib Number
632	Rodney	Sturch	DNS		M4049			166
633	Mark	Sturman	DNS		M5059			227
634	Peter	Tedesco	DNS		M4049			539
635	Brian	Trower	DNS		M4049			306
636	Troy	Tukuniu	DNS		M3039			331
637	Andrew	Tuohey	DNS		M3039			68
638	Ben	Vietnieks	DNS		M2029			545
639	Kate	Walsh	DNS		F3039			565
640	Marea	Ward	DNS		F4049			141
641	Bronwyn	Wassell	DNS		F3039			206
642	Margaret	White	DNS		F4049			155
643	Mark	Wieland	DNS		M4049			106

DNF = Started but Did Not Finish

DNS = Entered but Did Not Start

# Age & Gender Adjusted Results

The objective of age and gender adjusting of results is to put everyone in any race on a level playing field regardless of their age or gender. It allows 20 year old males to properly compare their efforts with 60 year old women by assigning points that are tabulated from many thousands of race results worldwide. The Six Foot Track is not a "regulation" distance. So, to arrive at the appropriate AGA standard for 6ft the results of the past 3 years were tabulated, AGA scores averaged, and then the distance was adjusted to arrive at a statistically accurate AGA standard. That computed to the **Six Foot Track being the equivalent of a 60 km road race.**

The tables also indicate that if the world marathon record holder were to run at record pace for the Six Foot Track Marathon, he would finish in 3:08 and for the females, she would run 3:24.

The top 3 males in 2003 were:

AGA Pos	Race Pos	Name	Points	Age
1	2	Trevor Jacobs	925	51
2	1	Paul Arthur	888	35
3	3	Jonathan Blake	842	37

The top 3 females in 2003 were:

AGA Pos	Race Pos	Name	Points	Age
1	65	Liz Short	801	51
2	40	Corallea Edwards	788	52
3	29	Dawn Tiller	782	37

In short, it means that Trevor Jacobs had overall the best run on the day when his age and sex were taken into consideration. Well done Trevor !

**The complete Age & Gender adjusted results and details are available from the race website**

[www.sixfoot.com](http://www.sixfoot.com)

# Age Group Awards 2003

Age Group	Female	Male
<b>Under 20</b>	Nil	Nil
<b>20-29</b>	1 Anne Macsporrán 5:25:30 (29 years) 2 Elouise Peach 5:32:27 (28 years) 3 Tonia Lance 5:33:27 (26 years)	1 Adam Jordan 3:52:43 (27 years) 2 Damian Tancred 4:02:31 (28 years) 3 Martin Matthews 4:18:18 (27 years)
<b>30-39</b>	1 Dawn Tiller 4:23:24 (37 years) 2 Kerry Sparshott 5:14:26 (36 years) 3 Jill Pattison 5:29:18 (38 years)	1 Paul Arthur 3:32:05 (35 years) 2 Jonathan Blake 3:43:38 (37 years) 3 Tom Gleeson 3:49:01 (31 years)
<b>40-49</b>	1 Corallea Edwards 4:29:34 (42 years) ★ 2 Jan Fedrick 4:56:21 (47 years) 3 Sonia White 5:04:29 (41 years)	1 Eric Blum 4:13:35 (42 years) 2 Martin Fryer 4:15:01 (41 years) 3 Peter Le Busque 4:17:08 (43 years)
<b>50-59</b>	1 Liz Short 4:46:23 (51 years) 2 Laima Wayne 5:17:52 (52 years) 3 Maureen O'Loughlin 5:18:22 (51 years)	1 John Overton 4:33:28 (51 years) 2 Dennis Webb 4:40:55 (52 years) 3 Peter Malinowski 4:45:32 (50 years)
<b>60-69</b>	Nil	1 Alfred Bogenhuber 4:54:56 (63 years) ★ 2 Max Bogenhuber 4:59:21 (60 years) 3 Keith Morgan 5:09:45 (65 years)
<b>70-79</b>	Nil	Nil within 7hr time limit but John Brett (70 years) did complete the run in 7hrs 46mins.

★ signifies age group record was set in 2003

## John Overton Memorial Fire-fighter Award

This year saw a new award being presented: The John Overton Memorial Fire-fighter Award. Which will be a perpetual trophy awarded to the first firefighter to cross the line - regardless of whether full-time, professional or volunteer fire-fighter.

John Overton, 52, was killed on the evening of 21st September 2002 when working as a volunteer with the Kanimbla Rural Fire Brigade at Mt Piddington, near Lithgow, NSW. John was working with a group felling a burning tree, during a hazard reduction burning, when he was struck by the tree and killed. John has completed the event twice (2002 in 4:33 where he won the over-50 age category and 1999 in 4:49)

Pos	Firstname	Surname	Time
1	Drew	Shaw	5:07:20
2	Richard	Marson	5:16:34
3	Glenn	Meade	5:35:50
4	John	Tokoli	5:50:53
5	Des	Cannon	6:23:58
6	Russ	Pennell	7:16:15

***John's widow Sheridan Overton making a presentation speech for the first ever Memorial fire-fighter award.***





# The Mob Run Results 2003

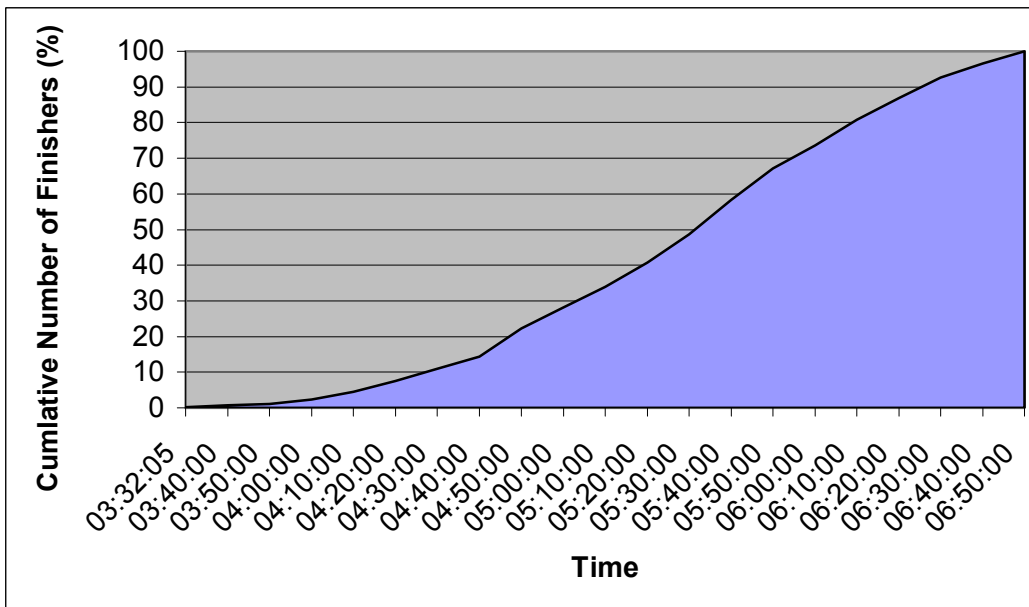
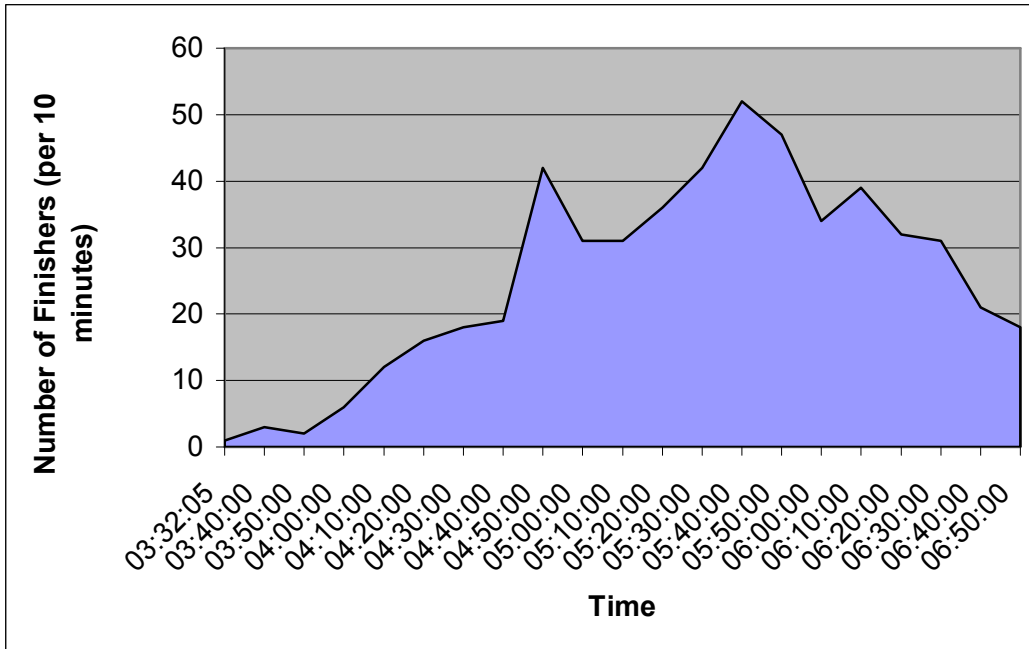
1. Every runner who completes the run within the cut-off time will score for their team depending on how far up the field they finish. The first placed runner receives the same number of points as there were entrants. The 2nd placed runner receives 1 point less, and so on. If all runners that entered, had finished the race within the cut-off, the last runner would score 1 point.
2. Runners that drop out or who miss the cut off score 0 points.

Pos	Club	Points
1	Sydney Striders	31178
2	Billys Bushies	16650
3	Northside Running Group (NRG)	14812
4	Brisbane River City Runners	7726
5	Terrigal Trotters	5396
6	Bondi Brats	4440
7	Berowra Bush Runners	4055
8	Westlakes Amateur Athletic Club Inc	3591
9	Fat Ass Racing Team (F.A.R.T.)	3488
10	Western Districts Joggers & Harriers	3480
11	Aust Mountain Runners Assoc - ACT Team	2980
12	Wagga Wagga Road Runners	2595
13	North Sydney Bears	1935
14	Yomping At The Bit	1916
15	Kembla Joggers	1706
16	Illawong Athletics	1613
17	Sydney Marathon Clinic	1545
18	Rainers Rebels	1428
19	Esk Valley Orienteering Club	1382
20	Hills District Joggers	1369
21	Woodstock Runners	1157
22	PCCCT Inc	1030
23	City Tatts Harriers	1015
24	Central Australian Athletics Club	966
25	Knox Roadrunners	935
26	Blue Mountains Joggers	890
27	Yan Yean Road Runners	880
28	Griffith Feral Tri-Ards	864
29	Kallangur Klappers	792
30	Turrumurra Trotters	784
31	South Australian Road Runners	718
32	Orange Runners Club	638
33	Athletics East	635
34	Qantas Running Club	622
35	Peninsular Ladies Hash House Harriettes	620
36	Bankstown Sports Club	592
37	Ryde Athletics	588
38	Steam Sports	582
39	Brymore School	581
40	Tuggerah Lakes Athletics	572
41	Toohey Forest Orienteering Club	567

Pos	Club	Points
42	Proactive Multisports	539
43	Toowoomba Road Runners	538
44	Traralgon Harriers	523
45	Stubbington Green Runners	519
46	Mr Beaks Ribs	497
47	Customs Joggers	470
48	Victorian Road Runners	444
49	Balmoral Tri Club	425
50	Macarthur Tri Club	388
51	Campbelltown Joggers	386
52	Act Veterans Athletic Club	374
53	Balmoral Triathlon Club	366
54	Veterans	362
55	Townsville Road Runners	359
56	Balmoral Beach Club	357
57	Hills Happy Hoofers	355
58	Watagan Warriors	351
59	Warringah Triathlon Club	343
60	Central Coast Hash House Harriers	267
61	Panthers Tri Club	254
62	Achilles Running Club	206
63	St George	181
64	Reserve Bank Midday Milers	142
65	Randwick Botany Harriers	117
66	Hills Triathlon Club	114
67	Exclusive Running Club	92

# Some Finishing Statistics

## Finish Rate

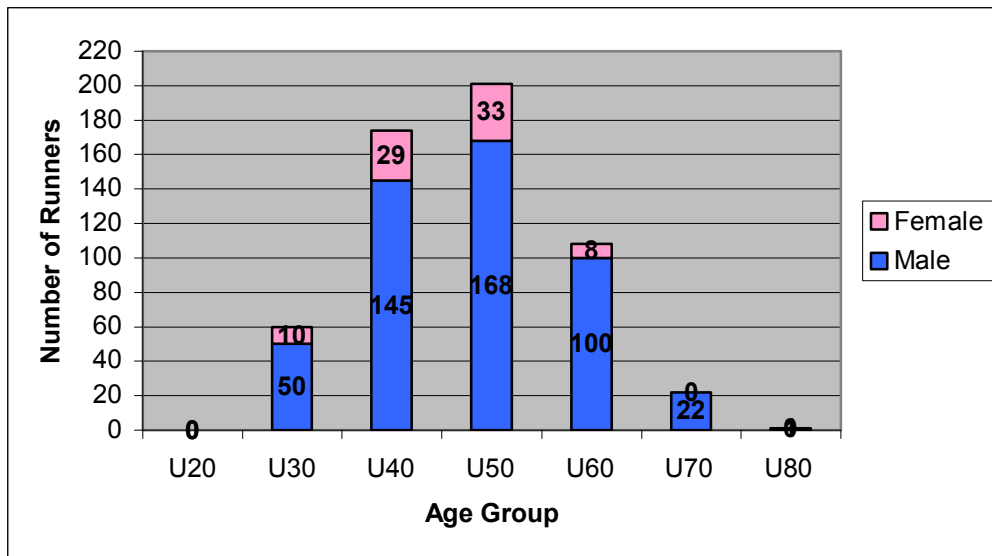


10 Min Blocks	Cumulative	Cumulative %	Per 10 min block
03:32:05	1	0.19	1
03:40:00	4	0.75	3
03:50:00	6	1.13	2
04:00:00	12	2.25	6
04:10:00	24	4.50	12
04:20:00	40	7.50	16
04:30:00	58	10.88	18
04:40:00	77	14.45	19
04:50:00	119	22.33	42
05:00:00	150	28.14	31
05:10:00	181	33.96	31

10 Min Blocks	Cumulative	Cumulative %	Per 10 min block
05:20:00	217	40.71	36
05:30:00	259	48.59	42
05:40:00	311	58.35	52
05:50:00	358	67.17	47
06:00:00	392	73.55	34
06:10:00	431	80.86	39
06:20:00	463	86.87	32
06:30:00	494	92.68	31
06:40:00	515	96.62	21
06:50:00	533	100.00	18
07:00:00			
<b>Total</b>			<b>533</b>

# Age & Sex

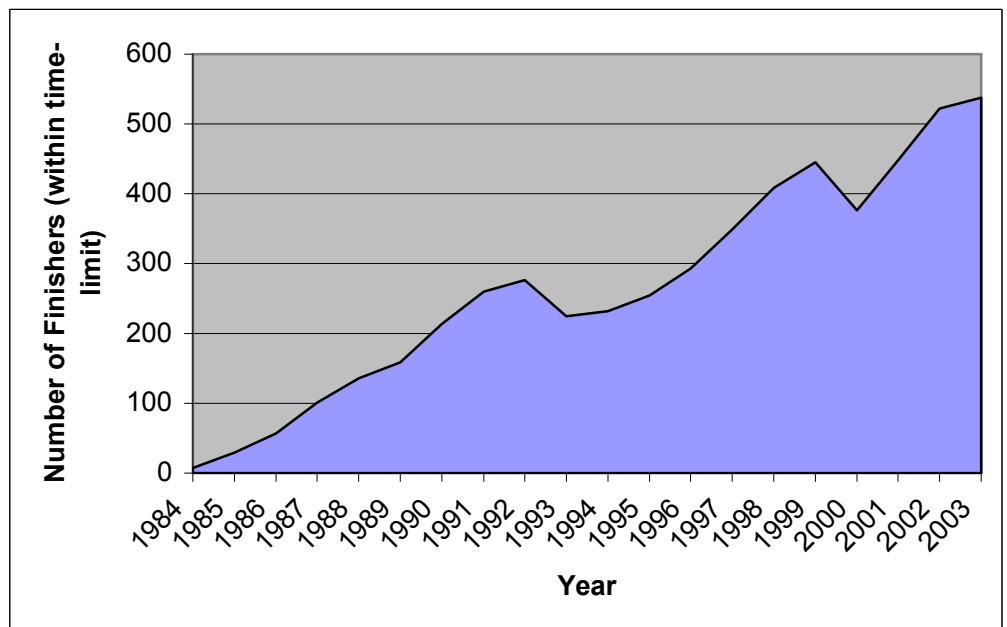
	Total Actual	Total %	Male Actual	Male %	Female Actual	Female %
<b>Total</b>	566	100.00	486	85.87	80	14.13
<b>U20</b>	0	0.00	0	0.00	0	0.00
<b>U30</b>	60	10.60	50	8.83	10	1.77
<b>U40</b>	174	30.74	145	25.62	29	5.12
<b>U50</b>	201	35.51	168	29.68	33	5.83
<b>U60</b>	108	19.08	100	17.67	8	1.41
<b>U70</b>	22	3.89	22	3.89	0	0.00
<b>U80</b>	1	0.18	1	0.18	0	0.00



# Phenomenal Growth Of The Race

Year	Number of Finishers (in time-limit)
------	-------------------------------------

1984	7
1985	29
1986	57
1987	101
1988	136
1989	159
1990	214
1991	260
1992	276
1993	225
1994	232
1995	254
1996	293
1997	349
1998	408
1999	445
2000	376
2001	448
2002	522
2003	538



# Frequent Runner Awards 2002

The Six Foot Track Marathon has a proud tradition of awarding runners who return to the event year after year. That is; a belt buckle for 6 finishes within the time-limit, a leather belt after 12 official finishers, and for those special runners who complete their 18<sup>th</sup> event within the time-limit they are awarded a special Six Foot Track Marathon jacket.

We are very proud of these runners' efforts – which in some cases have taken a considerable number of extra years to actually make the required number. Well done !

The awards for 2003 were as follows :

## **Jacket – 18 Years**

1. Peter Barnes
2. Barry Coates
3. Dominic Boidin

## **Belt – 12 Years**

1. Kelvin Marshall
2. Phil Clarke

## **Buckle – 6 Years**

1. Alan Bradley
2. Tina Campbell
3. Patrick Dellagiacomma
4. Ian Forsyth
5. Eladio Garrido
6. Charlie Glapiak
7. Andrew Grant
8. Sean Greenhill
9. Peter Hamer
10. Phillip Harding
11. Bill Higginson
12. Mark Hill
13. Adrian Jeffkins
14. Robert Kennedy
15. Jennifer Kiss
16. Jordan Lefmann
17. John Lindsay
18. George Lisson
19. Ross McNally
20. Brian Millett
21. Steven Reynolds
22. Anthony Ryan
23. Greg Scott
24. Graham Spokes
25. Paul Stein
26. Paul Theakston
27. Kieron Thompson
28. Peter Tibbitts
29. Edward West
30. Allan Wilson
31. Graham Wye
32. Lindsay Young



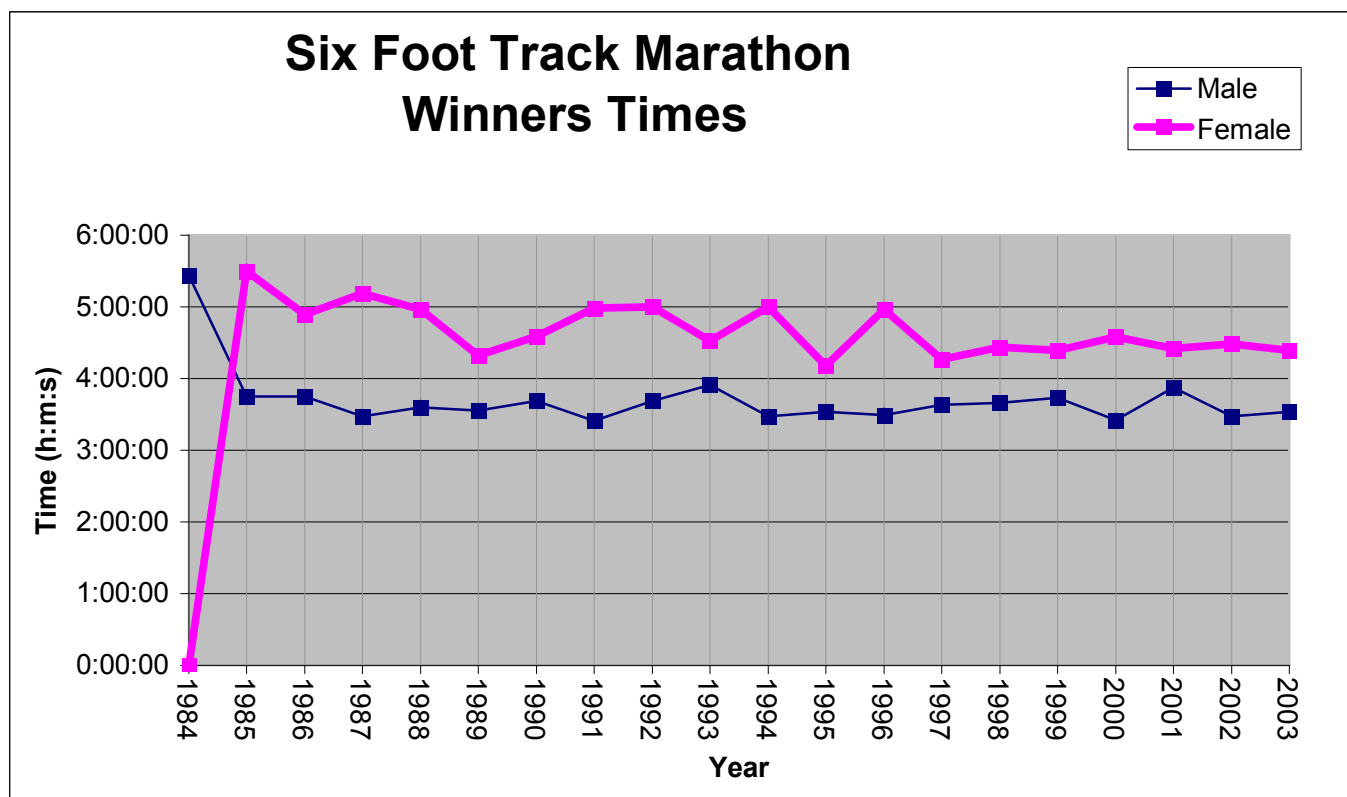
*If you are not sure what to do with your medals and buckle, you could always display them in a custom built wall hanging. This is what **Alan Bradley** chose to do after receiving his buckle this year.*



# A Winners Slice of History

Year	Male	Time	Female	Time
2003	Paul Arthur	3:32:05	Dawn Tiller	4:23:24
2002	Tim Sloan	3:28:17	Dawn Tiller	4:29:05
2001	Gary McGregor	3:52:46	Bianca Van Woesik	4:25:07
2000	Paul Arthur	3:25:08	Liz Short	4:34:45
1999	Stephen Ikin	3:43:45	Dawn Tiller	4:23:23
1998	Greg Love	3:39:42	Lynda Mckenzie-Hicks	4:26:10
1997	Andrew Kromar	3:38:06	Dawn Tiller	4:16:14
1996	Andrew Kromar	3:29:20	Louise O'Brien	4:57:51
<b>1995</b>	Greg Love	3:32:12	<b>Dawn Tiller</b>	<b>4:10:51</b>
1994	Gennardy Groshev	3:28:24	Jill Reich	4:59:51
1993	Malcolm Satchell	3:54:51	Dawn Tiller	4:31:47
1992	Greg Love	3:41:25	Mary Fien	4:59:58
<b>1991</b>	<b>Don Wallace</b>	<b>3:24:44</b>	Debbie Whitton	4:59:03
1990	Paul Woodhouse	3:41:31	Sarina Baker	4:35:27
1989	Steve Montague	3:33:06	Linda Thompson	4:19:28
1988	Steve Montague	3:35:42	Ngaire Bruce	4:57:47
1987	Matthew Cull	3:28:17	Yvonne Couper	5:11:20
1986	Matthew Cull	3:44:56	Sue Dreverman	4:53:35
1985	Kevin Skelton	3:45:12	Helen Golebiowski	5:29:45
1984	Bob Marden	5:26:00	N/A	

Course Record is in **bold**



# One of the 3 Sweepers



Every year, **three** of our previous runners volunteer to run either at the back of the pack to ensure no-one gets lost and to give assistance where required, or they run at the 7hr pace whilst blowing a whistle or honking a horn, so that virgin runners know what pace to run at.

This is what **Stephen Jackson** was doing this year whilst being photographed at the Cox's River. (He ran with the sweep brush the **whole** way and finished exactly at 7hrs 00 mins 00 secs).

We rely on the generosity of runners to volunteer for this position every year – so please consider helping others one time – just contact the race director.

Everything in this booklet  
... And MORE ...  
can be found on the  
Six Foot Track Marathon website  
[www.sixfoot.com](http://www.sixfoot.com)

Website provided by CoolRunning Australia [www.coolrunning.com.au](http://www.coolrunning.com.au)







# Six Foot Track Marathon

GPO Box 2473  
Sydney  
NSW 2001  
AUSTRALIA

**[www.sixfoot.com](http://www.sixfoot.com)**